



Ipsos Public Affairs



Canadian Federation of Students

PSE Debt and Perceptions of Tuition Fees

FINAL REPORT

JANUARY 2019

© 2019 Ipsos. All rights reserved. Contains Ipsos' Confidential and Proprietary information and may not be disclosed or reproduced without the prior written consent of Ipsos.

GAME CHANGERS



INTRODUCTION

Objectives and Methodology

- The Canadian Students Federation Ontario is seeking information on the perceptions of the potential effects of changing tuition fees on domestic and international students/families among the general population, and specifically among those directly affected – students and/or parents.
- The study was conducted among n=1306 Ontarians. We boosted subgroups to obtain a minimum sample in each of the following:
 - n=205 Parents of 13 to 16-year olds.
 - n=256 Parents of 17 to 30-year olds.
 - n=250 of those who are attending post-secondary – undergraduate or graduate school.
- Data was weighted by age, gender and region to reflect the general population of Ontario according to the latest Census.
- The survey was conducted using Ipsos' Omnibus. Field dates: January 10 to 15, 2019.
- Note: Throughout the report totals may not add to 100% due to rounding or because the question is a multi-select question, where respondents were permitted to choose more than one response.

KEY FINDINGS

Summary of Findings

Many students rely on government loans and/or grants for their post-secondary education.

- Two thirds of current students and recent graduates have received OSAP.
- Just over four in 10 received the new OSAP grant that was implemented in 2017.

Seven in 10 recent graduates had debt once they graduated.

- The average debt load for recent graduates (past 10 years) was \$28,500 – higher among university graduates (\$31,800) compared to college graduates (\$25,900).

Overall, the majority of Ontarians support a regulated tuition fee framework for both domestic and international students.

- 85% strongly or somewhat support a new regulated tuition framework for both domestic and international students.
- Eight in 10 Ontarians support international students staying and working in Canada after graduation.

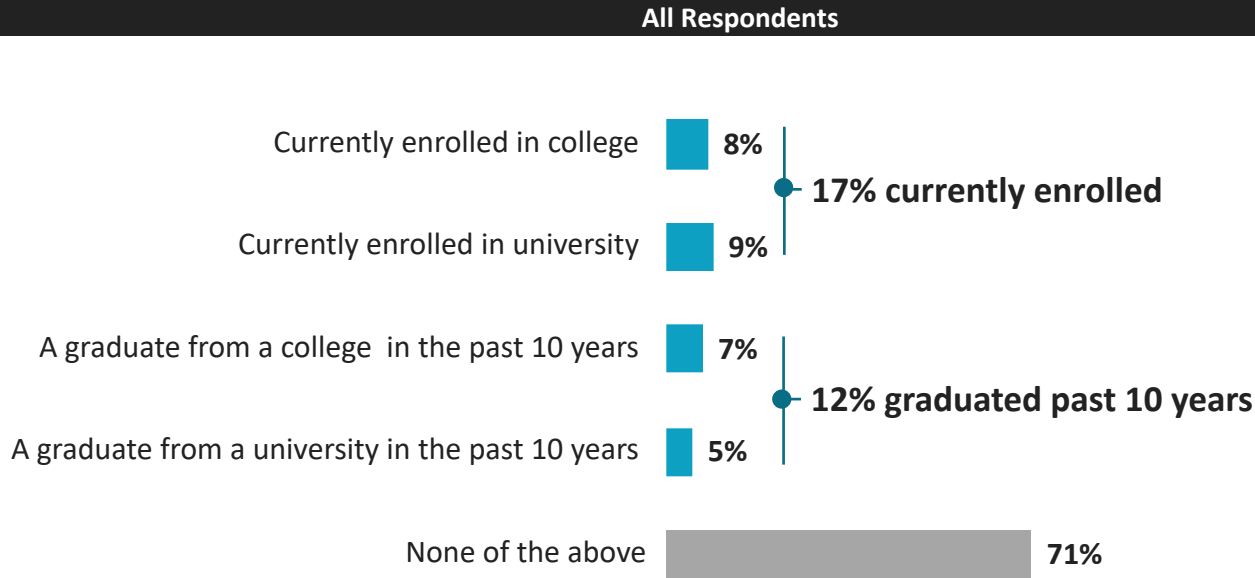
Fundamentally, Ontarians believe in access to post-secondary education for all students and are willing to support government funded programs to help low income families.

- Over nine in 10 are in support of equal access to post-secondary education regardless of income, and the continuation of the OSAP free grant program to help low income individuals/families.

PSE PROFILE OF RESPONDENTS

Current enrolment in/graduated from PSE in past 10 years

- Twenty-nine percent of the general population is either currently enrolled in (17%) or have graduated in the past 10 years (12%) from a college or university in Ontario.



RECEIPT OF OSAP

Ever Received OSAP by PSE Status – Current students/Graduates

Two-thirds of students currently enrolled in college/university (67%) received OSAP. The same proportion of those who graduated within the past 10 years received OSAP (66%).

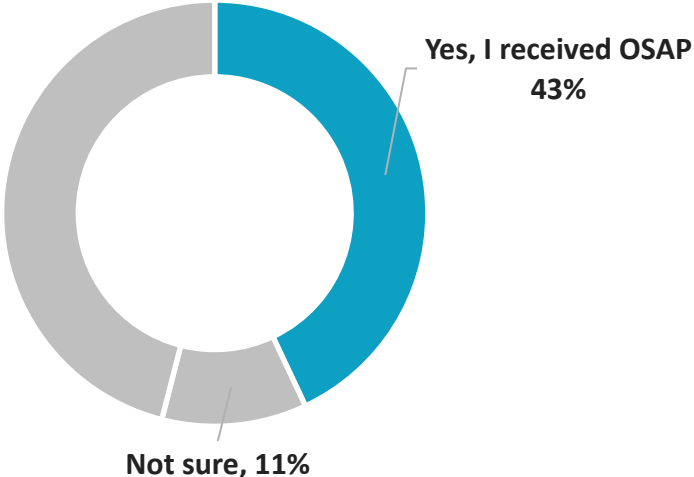
Current Students in College or University/Graduates in Past 10 Years



Received the new OSAP grant – Current Students

Forty-three percent of college/university students say they received the new OSAP grant that was implemented in 2017 (although a further 11% say they are unsure).

Current Students in College or University

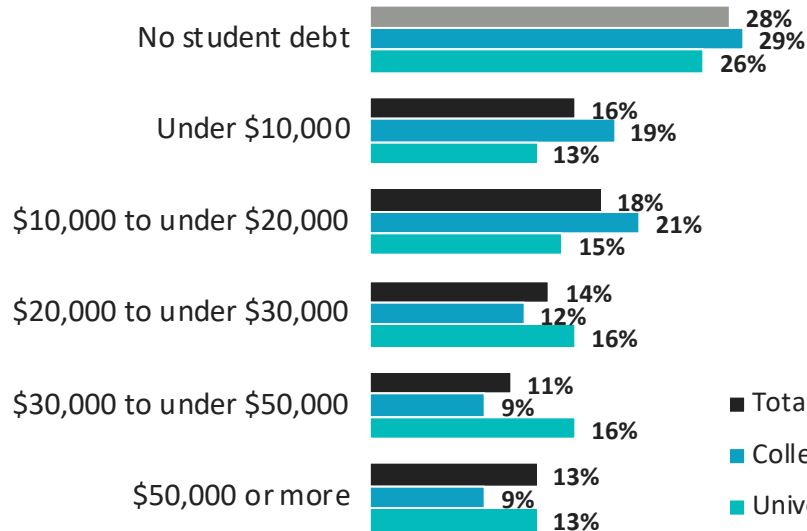


STUDENT DEBT

Reported Student Debt among Recent Graduates

Seven in 10 recent graduates (72%) had accumulated student debt after completing their college or university education. The average reported debt among these post-secondary graduates is \$28,500. Debt is higher among university graduates (\$31,800) than among college graduates (\$25,900).

Graduates from College or University in Past 10 Years



Average debt among graduates with debt:

- All students: \$28,500
- College students: \$25,900
- University students: \$31,800

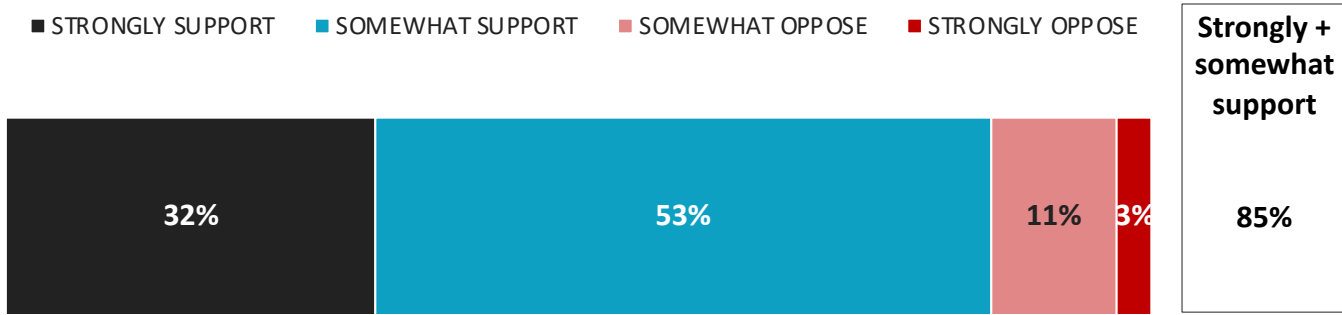
■ Total
■ College
■ University

TUITION FEE FRAMEWORK

Support Regulated Tuition Framework for Domestic and International Students

Overall, 85% of Ontarians support a new regulated tuition framework for both domestic and international students. Students currently attending post-secondary are significantly more likely to *strongly support* regulation (48%).

All Respondents



- Current students more strongly support a regulated framework (48%) compared to recent graduates (31%)

Q13. One option for consideration in the government’s review of the Tuition Fee Framework is to create a new regulated framework for both domestic and international tuition fees.

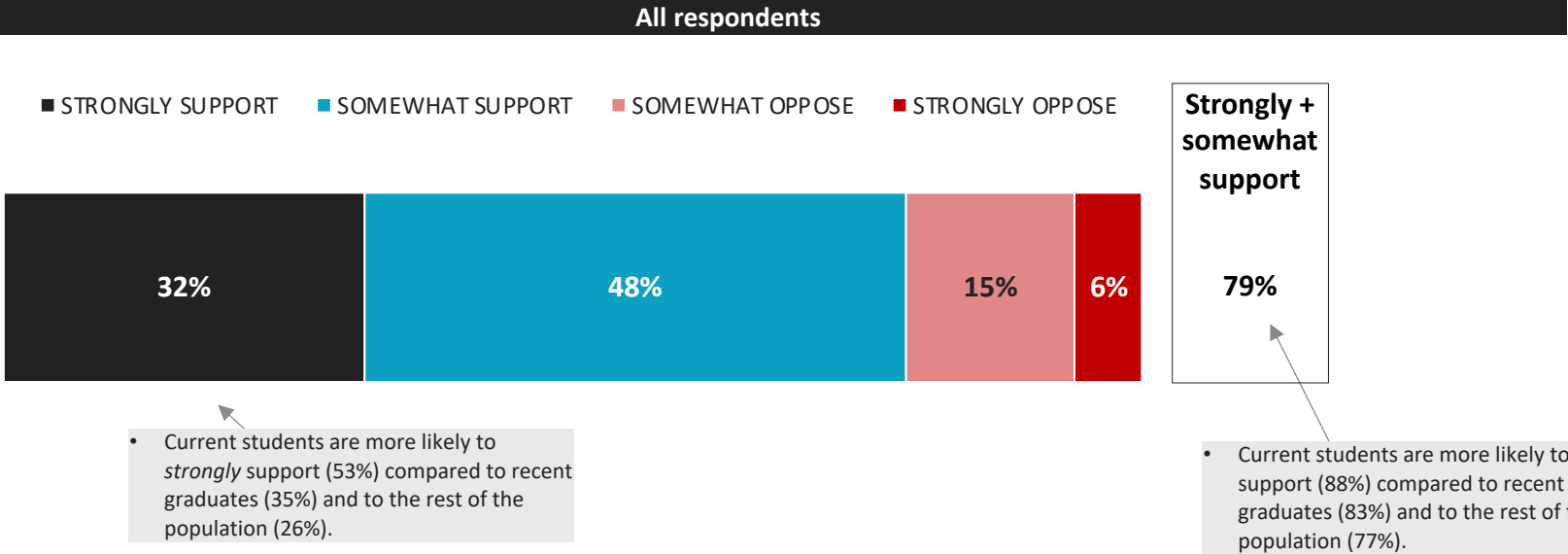
To what extent do you support regulated tuition fees for both domestic and international students?

Base: All respondents (n=1306)

INTERNATIONAL STUDENTS

International Students Staying/Working in Canada after Graduation

Eight in 10 (79%) Ontarians support international students staying and working in Canada after graduation, while two in 10 (21%) oppose it.



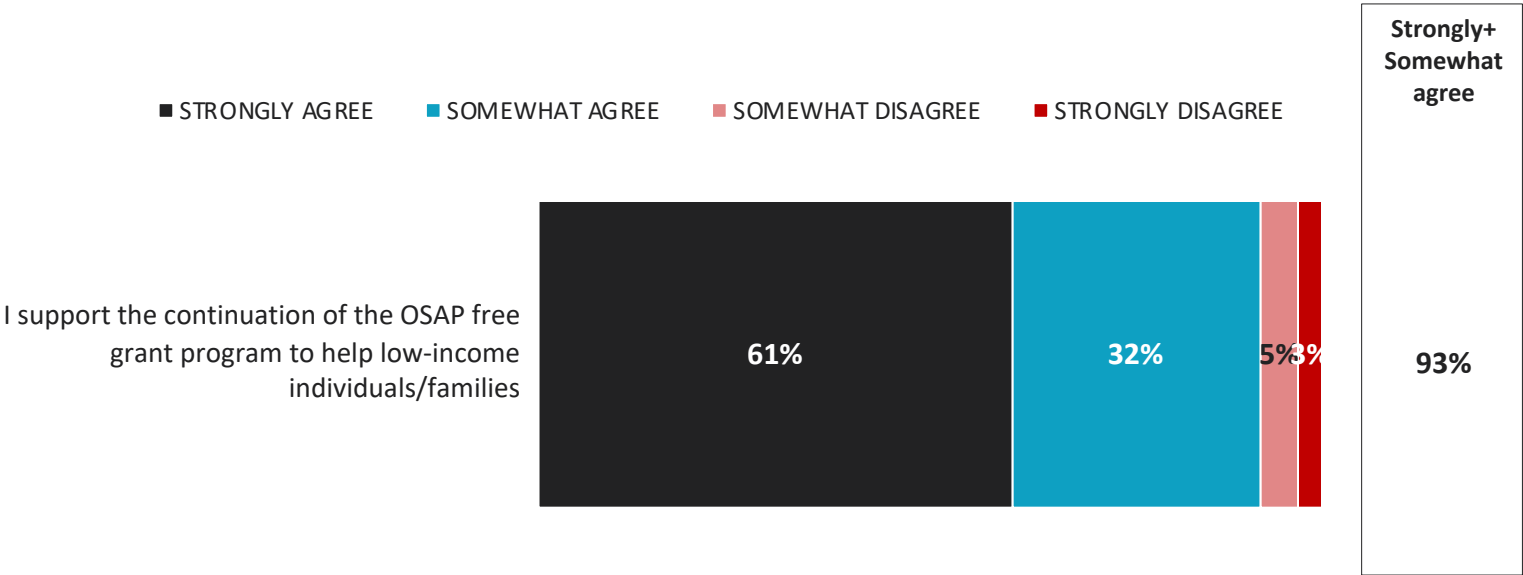
Q14. It is estimated that more than half of international students who study in Canada want to stay and work in Canada once they complete their studies. To what extent do you support international students staying and working in Canada after graduation?
Base: All respondents (n=1306)

EDUCATION EQUITY AND CONSULTATION

Support for Education Equity

There is strong support for education equity. The majority of Ontarians are in support of the continuation of the OSAP free grant program to help low income individuals/families (93%).

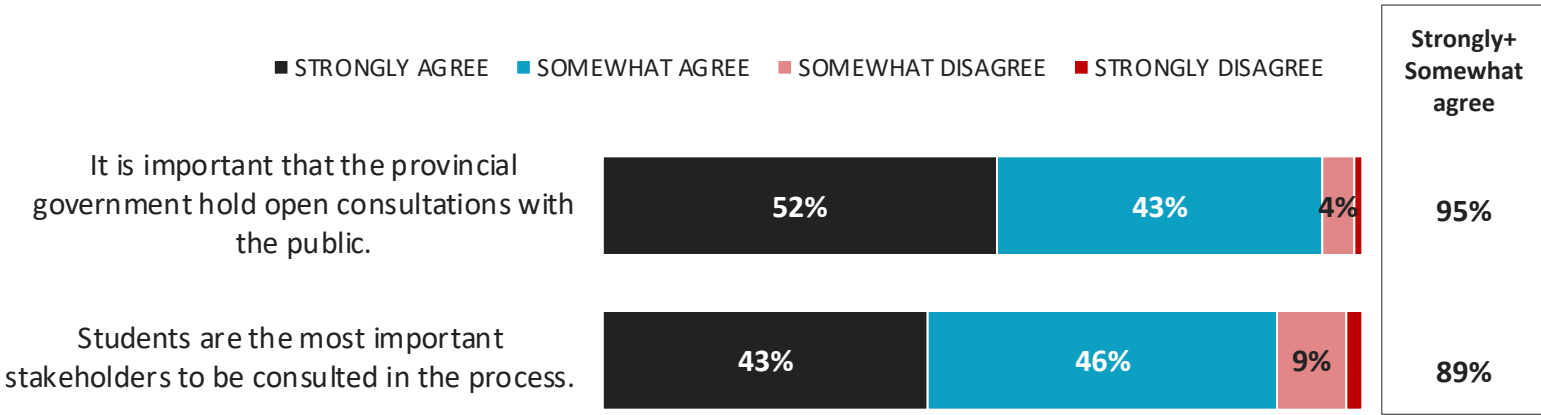
All respondents



Importance in Government Holding Public Consultations

The majority of Ontarians (95%) think that public consultations are an important part of the process when the government reviews the Ontario Tuition Framework for domestic students in 2019 (52% feel strongly about this). The majority (89%) also agree that students are the most important stakeholders to be consulted in the process (43% strongly agree).

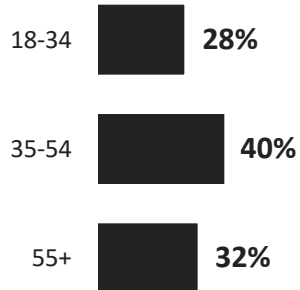
All respondents



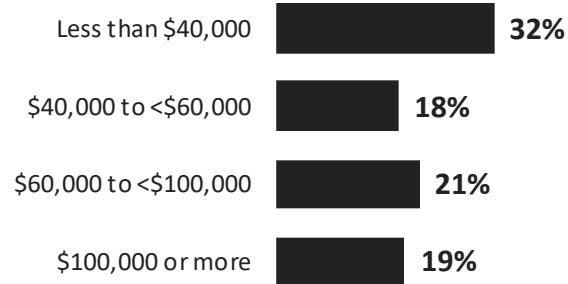
DEMOGRAPHICS

Demographics

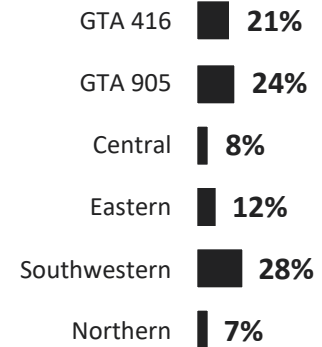
AGE



HOUSEHOLD INCOME



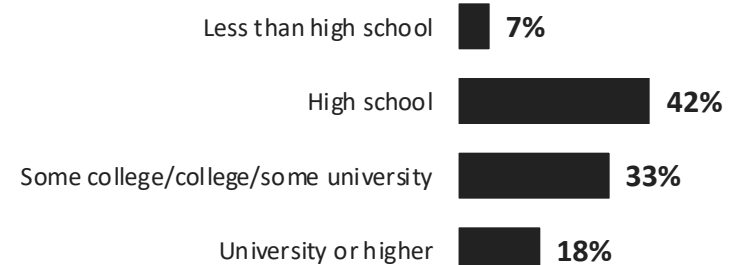
REGION



GENDER



EDUCATION

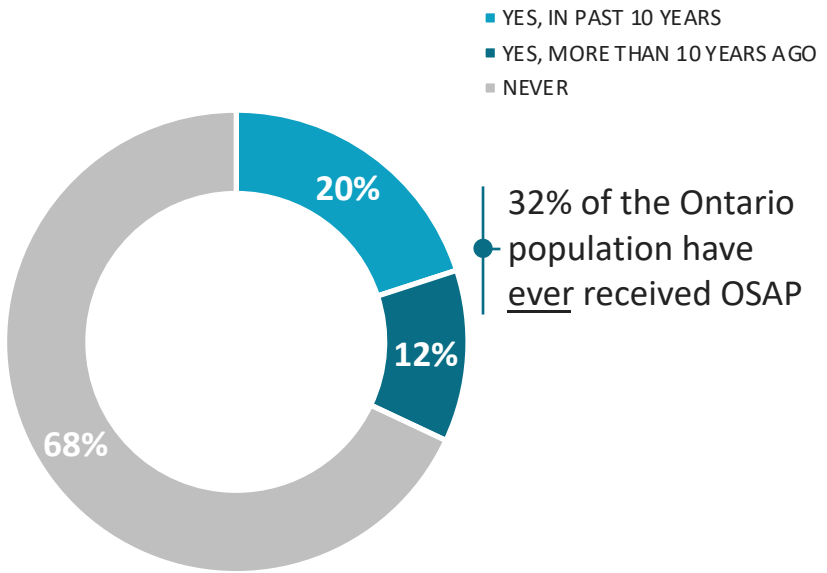


APPENDIX

Ever received OSAP (loan or grant)

One-third (32%) of the population has ever received OSAP.

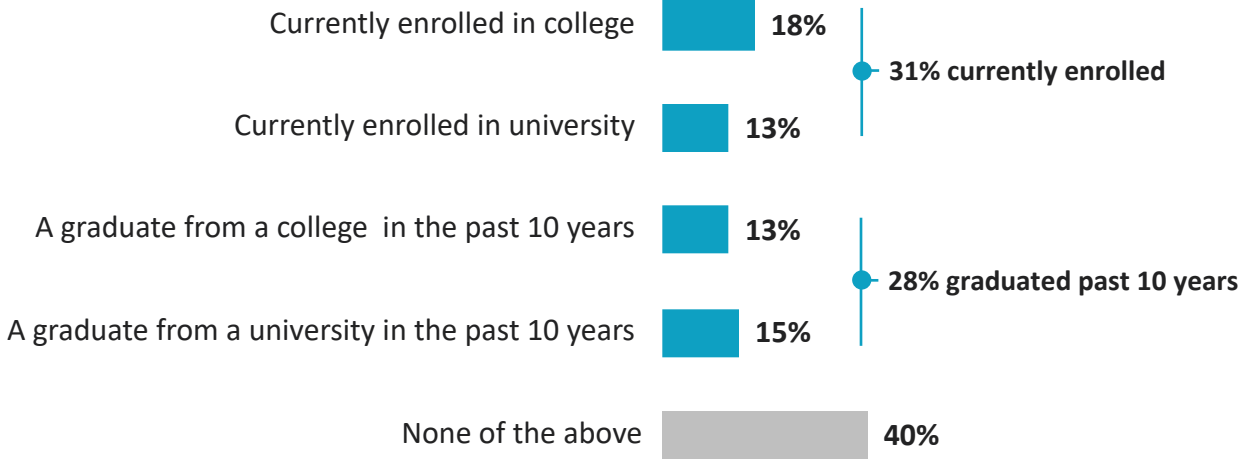
All respondents



Current enrolment in/graduated from PSE in past 10 years

Sixty percent of parents (with kids 30 and under) have children either currently enrolled in (31%) or have graduated in the past 10 years (28%) from a college or university in Ontario.

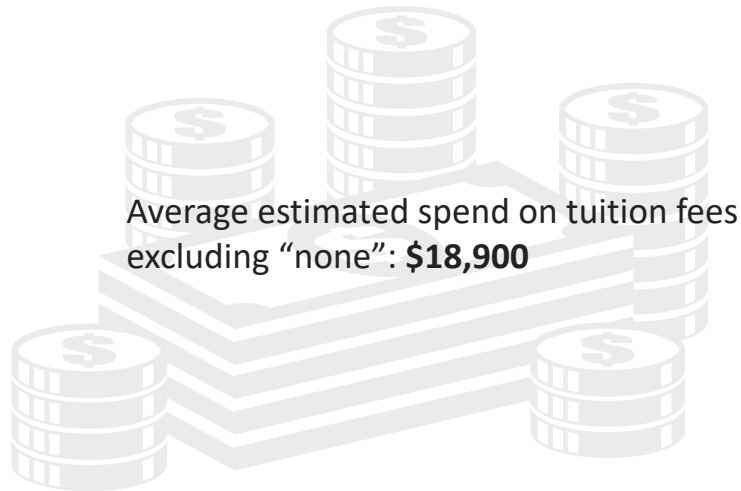
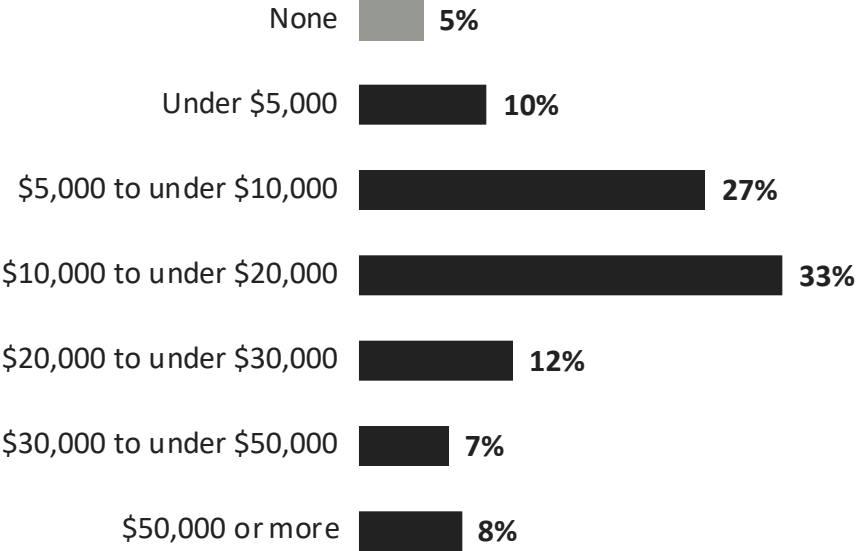
Parents with Children 30 and under (n=224)



Estimated Spend on Tuition Fees per Family Each Year

Ninety-five percent of students and parents with kids currently in post-secondary pay tuition fees. Of those who pay, the estimated spend per family is \$18,900 each year.

Currents Students/Parents with Kids Currently in College/University



ABOUT IPSOS

Ipsos ranks third in the global research industry. With a strong presence in 87 countries, Ipsos employs more than 16,000 people and has the ability to conduct research programs in more than 100 countries. Founded in France in 1975, Ipsos is controlled and managed by research professionals. They have built a solid Group around a multi-specialist positioning – Media and advertising research; Marketing research; Client and employee relationship management; Opinion & social research; Mobile, Online, Offline data collection and delivery.

Ipsos is listed on Eurolist – NYSE – Euronext. The company is part of the SBF 120 and the Mid-60 index and is eligible for the Deferred Settlement Service (SRD).

ISIN code FR0000073298, Reuters ISOS.PA, Bloomberg IPS:FP

www.ipsos.com

GAME CHANGERS

At Ipsos we are passionately curious about people, markets, brands and society. We deliver information and analysis that makes our complex world easier and faster to navigate and inspires our clients to make smarter decisions.

We believe that our work is important. Security, simplicity, speed and substance applies to everything we do.

Through specialisation, we offer our clients a unique depth of knowledge and expertise. Learning from different experiences gives us perspective and inspires us to boldly call things into question, to be creative.

By nurturing a culture of collaboration and curiosity, we attract the highest calibre of people who have the ability and desire to influence and shape the future.

“GAME CHANGERS” – our tagline – summarizes our ambition.